




# Learning about Living

**Book One**



*David Horsburgh*

## INTRODUCTION

*Learning about Living* is a book of Environmental Studies dealing with the child's life in all its aspects. As its name implies, Environmental Studies sets out to deal with every aspect of the child in its environment, and eventually in the environment of the whole world. The approach embodied in *Learning about Living* may be summarized as follows:

- a) In the early books It draws only on the child's own experience.
- b) It tries to help the child to collect information — about himself, his friends and his neighbourhood — and to present this information in an orderly way.
- c) It gives the child an opportunity to learn and to practice some important and useful Skills: drawing, copying, observing and recording, collecting, measuring and mapping.
- d) It seeks to increase the child's sensitivity to the beauty and wonders of the world around him, before satisfying his natural curiosity about the great world which lies outside his Immediate experience.
- e) It tries to promote activity in a variety of ways: every page requires the child to do something, either in the classroom or outside it. This activity may be writing or drawing in the textbook, or it may be carrying out a project outside the classroom. In the playground or at home.
- f) It attempts to make the acquisition of information and the practice of skills an enjoyable, co-operative and non-competitive venture on the part of the child, his friends and the teacher.
- g) As the series is likely to be used both in urban and rural schools, it tries to tell the city child something about village problems, and the village child something about urban problems.
- h) It tries to produce in the child who uses it a questioning attitude with regard to everything about his surroundings. The emphasis is not on giving information, but on getting the child to find out for himself, and when he has done this, to analyse the results of rediscoveries and to put them to some practical use,
- i) The course does not lend itself to testing or to competitive work in any way. Group -work and peer-teaching are likely to produce better results than the examination and marks approach.
- j) It makes no provision for learning by heart

**David Horsburgh**



I am a girl.





I am a boy.

.....  
My name is Usha. My name is Raghu.

.....  
We live in India.

.....  
India is our country.  
.....



Draw your picture here.

I am a .....

My name is .....


India is my country.

I live in .....

boy / girl




Your name



Your town or village.

**Draw and write**


**This is Usha.**



**This is her house.**



**This is her school.**



**This is Usha's**

**friend. Her name**

**is Sunita.**



# Eyes

I see with my eyes.



I see a bird.



I see a cat.



I see a leaf.



I see a tree.

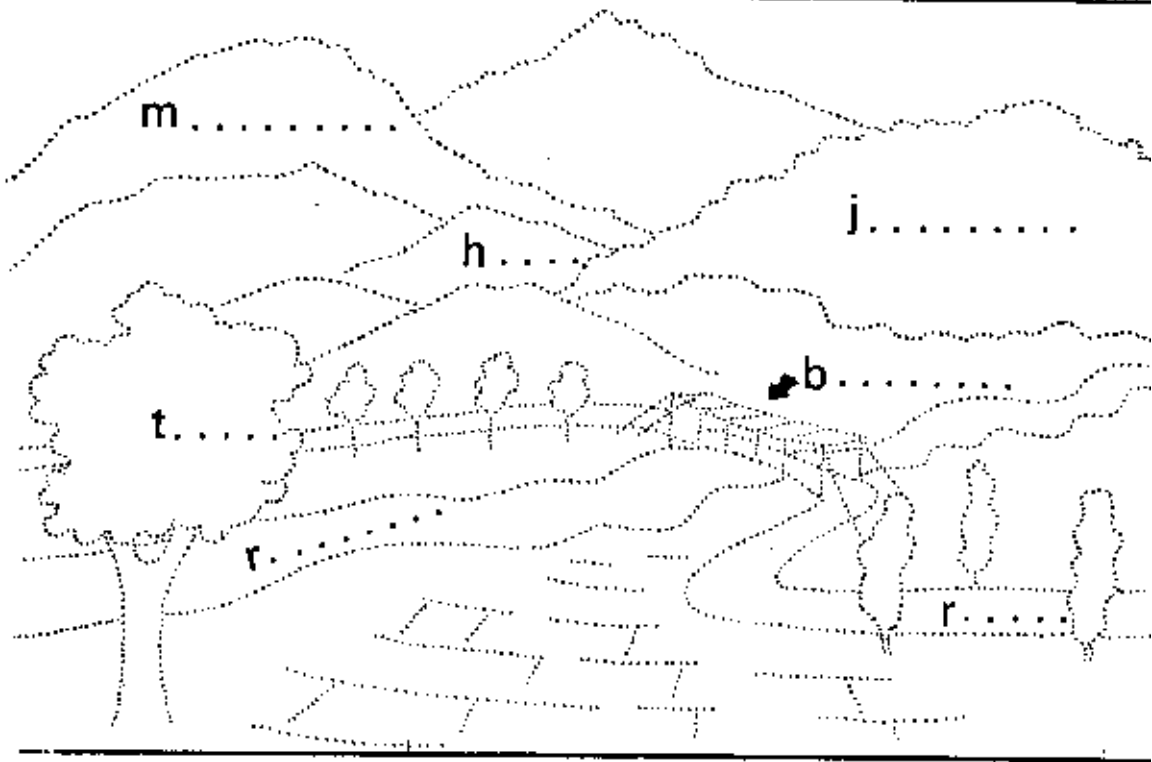
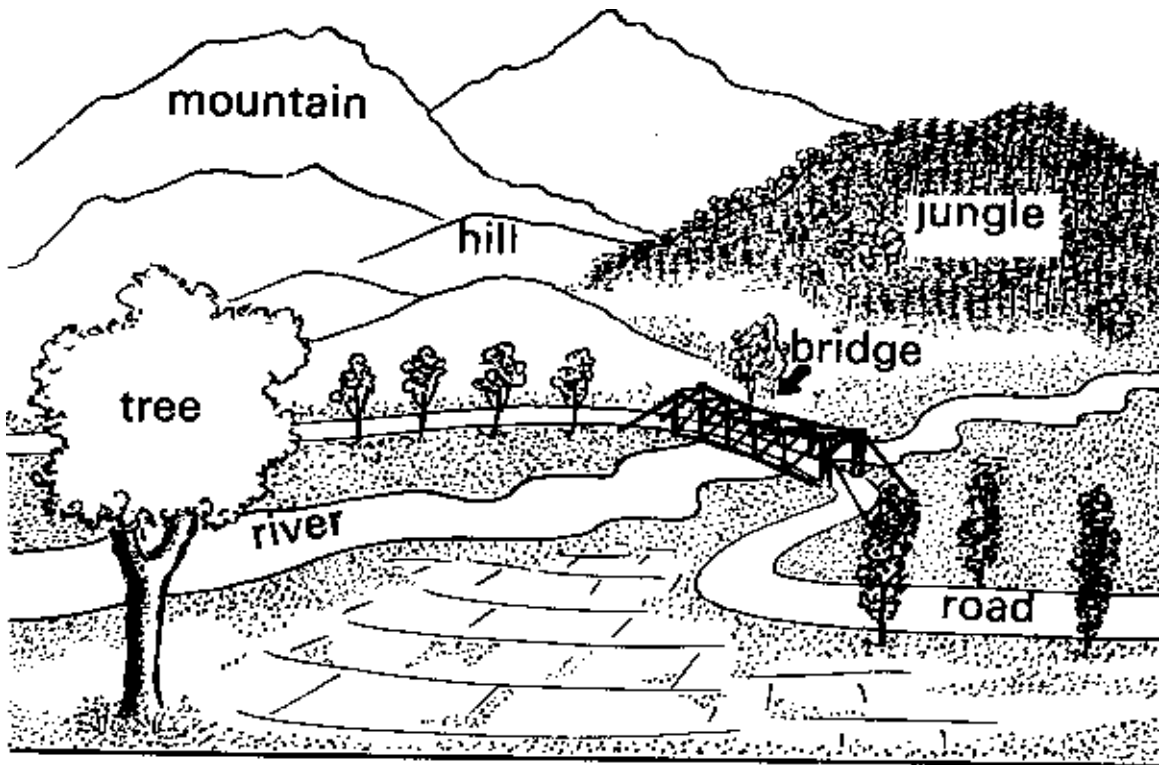


I see a flower.



I see an orange.





# Nose

I smell with my nose.

.....



I smell a jasmine.

.....



I smell an orange.

.....



I smell a jalebi.

.....



I smell my mother's  
cooking.

.....



I smell the rain.

.....





# Draw and write


This is a leaf.



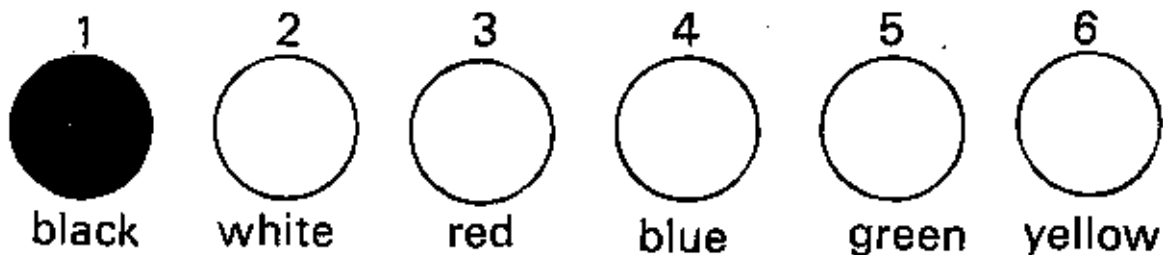
.....  
These are leaves.



These are trees.



# Colours



Put in the colours for 3, 4, 5 and 6.  
Colour the pictures below. Use  
black, red, blue, green and yellow.  
Write a sentence about each,  
like this:

1. The leaf is green.

2. The sari is .....



1. leaf



3. door



4. bird




6. shirt



5. ball

2. sari



# Write and draw





the sun



the moon



the stars




rain




lightning




the sea






This is Mohan. He lives in a village. This is his house. It is made of mud. The roof is made of straw. Mohan has a mother and a father. He has ten goats. He has a dog. He has a boy sister.



This is Usha. She lives in a town. This is her house. It is made of bricks. The roof is made of tiles. Usha has a mother and father. She has a cat. She has a baby brother.



Read pages 10 and 11.



Fill in the blanks .

Usha lives in a.....

Her house is made of .....

The roof is.....

She has a.....



Mohan lives in a.....

His house is made of.....

The roof is made of.....

He has a.....

dog cat tiles straw town village  
bricks mud

## **My class**

**My name is .....**

.....

**There are ..... boys in my class.**

.....

**There are ..... girls in my class.**

.....

**My teacher's name is .....**

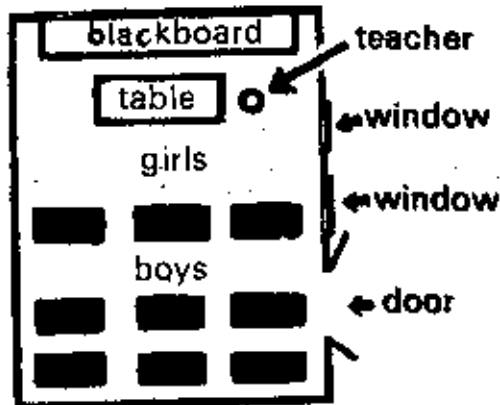
**My friend's name is .....**

**Our school is a good school.**

**We learn, we read books, we play,  
we dance and we sing.**

# The school

This is Usha's school.  
 There are jasmines  
 over the door.  
 There are 41 boys  
 and 21 girls.



This is Usha's class.  
 There are 6 boys  
 and 3 girls.

Now answer these :

TB = .....

BB = .....

T = .....

W = .....

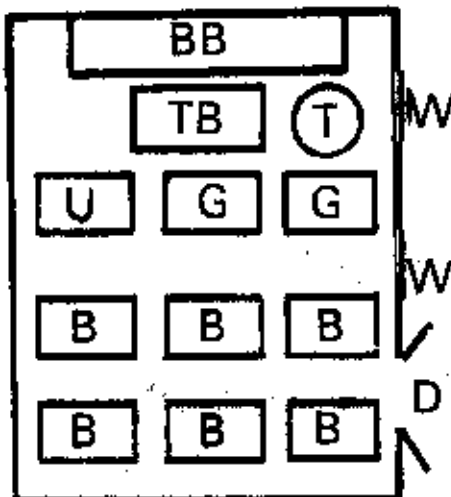
D = .....

B = .....

G = .....

U = .....


We can draw her  
 class like this :





## **My school**

**Draw a picture of your school here:**



**Now write four sentences about your school in your exercise books.**


**Use some of these words:**

wood stone big small  
jasmine flowers trees  
gate playground children

## **The classroom**

**Draw a map of your classroom.**

**Look at page 14 first.**



**Put these things in your map:**

**blackboard (BB) teacher (T) boys (B)  
girls (G) table (TB) windows (W)  
door (D). Put an X on your own desk.**

# My tongue

I taste with my tongue.

.....



I can taste a mango.

.....

It is sweet.

.....

I can taste tea.

.....

It is hot.

.....



I can taste curds.

.....



They are sour.

.....

I can taste papad.

.....

It is salty and it is very good.

.....





This is a circle.

.....



This is a triangle.

.....



This is a square.

.....



This triangle is small.

.....



This triangle is big.

.....

*Put these in their correct places below*


a big square

a small circle

a big triangle



.....



.....



.....

# A farmer

Mohan's father is a farmer.

He grows



paddy.



.....  
maize.



.....  
bajra.



.....  
wheat.



He has a plough.



.....  
He has two bullocks.



.....  
He has a cart.



# Rahim

This is Mohan's friend.


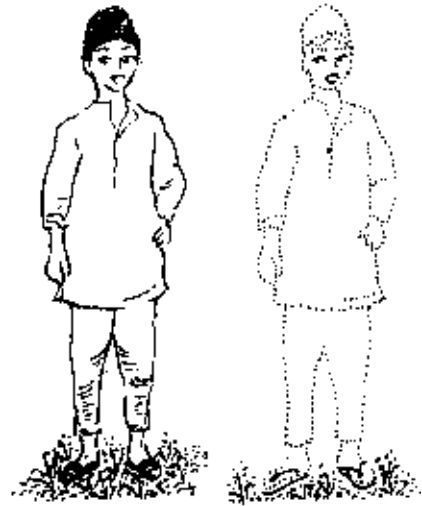
.....

His name is Rahim.

.....





This is Rahim's house.

.....



Rahim and Mohan go to school every day. They are friends. Rahim goes to Mohan's house to play and Mohan goes to Rahim's house. Now draw Rahim's house in your book.

# Right or wrong?

Right  Put  or  in the correct boxes  
Wrong  below:

This is a circle.



This is a mountain.



This is a house.



This is a tree.



An orange is sweet.



Curds are black.



Rice is blue.



Rahim is a girl.



Mohan is a boy.



Indira is a man.



Usha is a girl.





# Sandra

This is Usha's friend.

.....

Her name is Sandra.

.....



Sandra and Usha go to school every day. They

are friends. They play with each other. Their

dogs play with each other too.

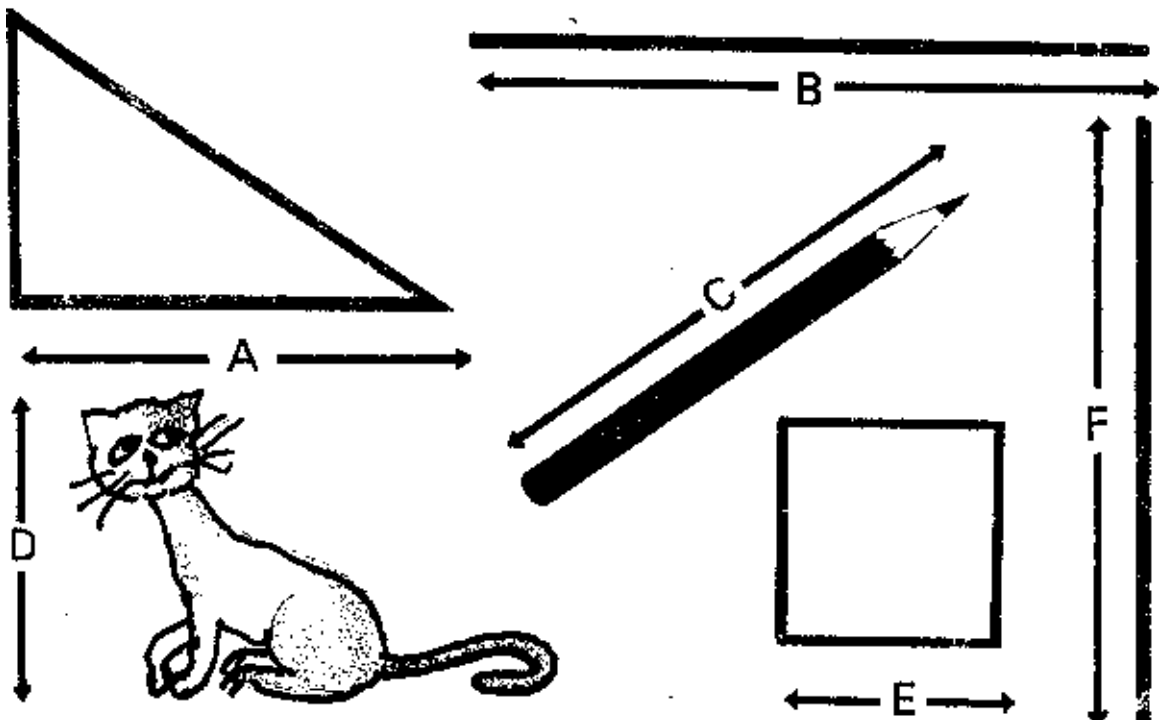


# Measuring

This is a ruler.



Copy it on to a piece of paper. Now measure the things below and write the answers. Your teacher will help you.



A ..... centimetres.

D ..... centimetres.

B .....

E .....

C .....

F .....

## More measuring



This ruler is 15 centimetres long and 3 centimetres wide.

.....

.....

**Now measure these things and write the answers.  
Your teacher will help you.**

My desk is . . . . . centimetres long and . . . .  
centimetres wide.

My English book is . . . . . centimetres long.

My pencil is . . . . . centimetres long.

My nose is . . . . . centimetres long.

The blackboard is . . . . . centimetres long and  
. . . . . centimetres wide. (Ask your teacher.)


# Count the wheels

a car



.....

a cart



.....

a bus



.....

an auto-rickshaw



.....

a bicycle



.....

a lorry



.....

an aeroplane



.....

a scooter



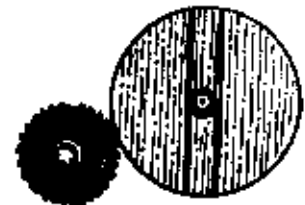
.....

An aeroplane has : ..... wheels.

A bus .....

A bicycle .....

A car .....



# Birds



a mynah



.....



an owl



.....



a kite

.....



a crow

.....

How many birds did you see yesterday ?

I saw ..... birds.

How many birds can you see in a week ?

I can see ..... in a week.


## The old temple



One day Sandra and Usha went with Usha's father to an old temple. It was near the river. They went inside. It was very dark and very quiet. There was no one in it. Usha and Sandra brought some flowers and put them at the foot of the shrine.

.....  
Copy this into your books and the drawing book.

## Find the birds and animals



What can you see in the picture ?

Write eight sentences in your exercise books, like this:

1. I can see a snake in the picture.
2. I can .....

# Stones and leaves



a rock



stones

.....

.....

Tomorrow bring  
five stones to school.



Bring five leaves.



Bring five pieces of wood.

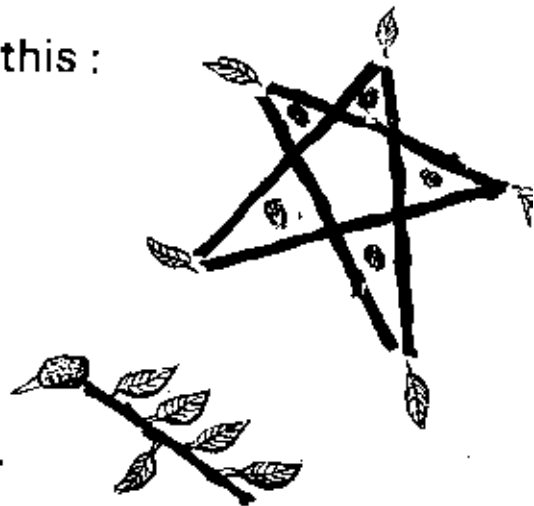


Make some patterns, like this :

or  
animals



or  
birds.



# Ears


I hear with my ears.

.....



I hear a drum.

.....



I hear a song.

.....



I hear a bird.

.....



I hear the rain.

.....



I hear a bell.

.....







# Patterns

Bring two leaves to school.

Put them on a piece of paper.

Go round the leaf with your pencil, like this:



Make some patterns, like this:



# Water

Water comes from rivers.



.....

Water comes from rain.



.....

Water comes from wells.



.....

Water comes from taps.



.....

1. We use water for .....

2. ....

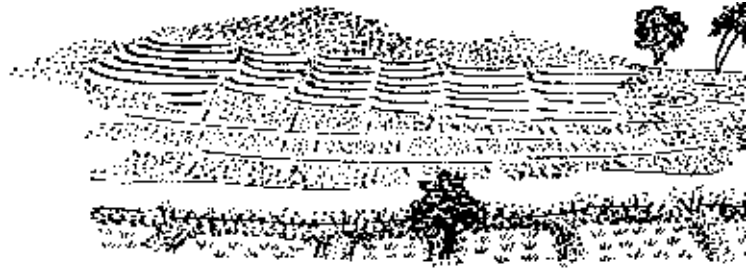
3. ....

4. ....

1. d...king    2. w...ing    3. c...king    4. gr...ing crops

# Fields

These are fields.



.....

Here are some of Mohan's fields :



1. bajra



2. wheat

Here are some of Rahim's fields :



3. paddy



4. maize

Write four sentences like this :

1. Mohan's father grows ..... in his fields.

2. ....

3. Rahim's. ....

4. ....

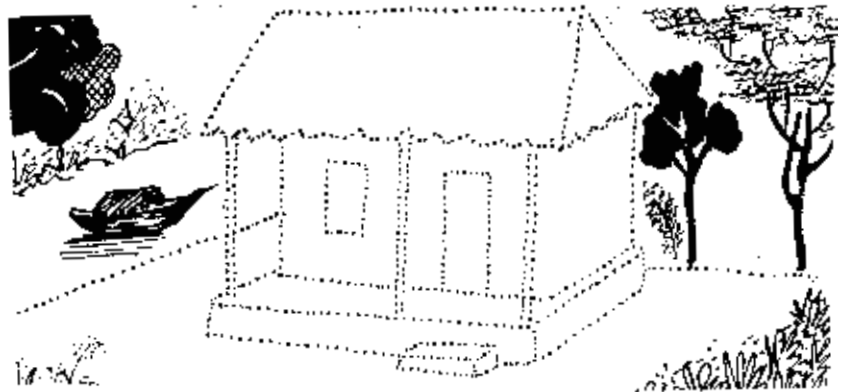
# Govind

Mohan and Rahim have a friend. His name is Govind. He lives with his family in a small house. It is near the river. It is made of bamboo. It has a straw roof. Here it is:



Mohan and Rahim and Govind are friends. They help one another. They go to school together. They go in Govind's boat together.

Draw  
Govind's  
house.




# Shapes

Do you remember these shapes ?



triangle


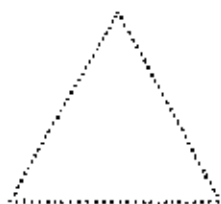


square



circle

Draw them and write their names.



.....  
Here are some new shapes :




rectangle



oval



heart



.....  
Make some designs with them, like this :



# Old, young and new

Mohan is young.



His father is old.



Rahim is young. His mother is old.

Sandra is young. Her father is old.



This coat is old.



This coat is new.

Write below the pictures - old, new or young:



# Insects and reptiles



a bee



an ant



a snake



a beetle



a wasp



a butterfly




a cockroach



a frog



a lizard



How many ?

wasps

snakes

spiders

ants

butterflies

lizards

bees













cockroaches

beetles



a spider

# Listing things

 1	 2	 3	13 a wasp
 4	 5		14 a goat
 6		 7	15 Usha
 8	 9		16 a girl
 10	 11	 12	17 a buffalo
			18 a boy
			19 Rahim
			20 Mohan


Write the numbers in the columns below :

Plants	Boys	Girls	Animals	Insects

Now write all the words in your exercise books.



# Mohan's family



A is Mohan's father.

B is his mother.

C is his grandfather.

D is his grandmother.

E is his brother.

F is his sister.

G is his uncle.

H is his aunt.



Write these sentences into your exercise books.

Then write sentences about your own family, like this:

A. My father's name is .....

B. My mother's .....

and so on.

# Houses



Mohan's  
house



Usha's  
house



Govind's  
house

Mohan's house is made of mud. The roof is made of straw.


Usha's house is made of bricks. The roof is made of tiles.

1. My house is near .....

2. It is made .....

and so on.

# Puzzle



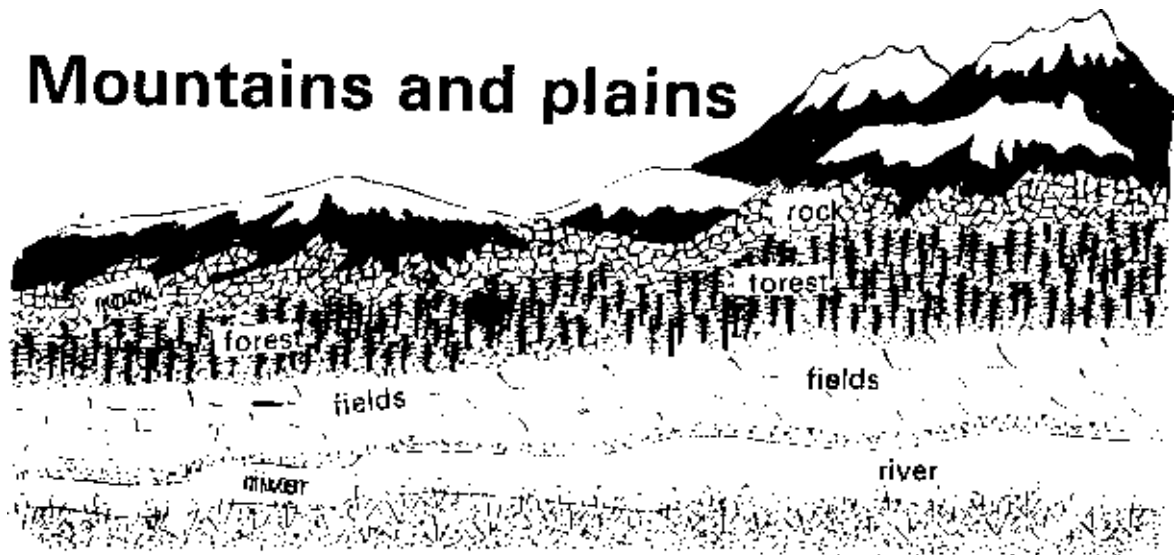
Fill in the blanks :

- ..... boys
- ..... girls
- ..... animals
- ..... insects
- ..... plants
- ..... squares
- ..... triangle
- ..... circles

Use one of these words :

- (0) no
- (1) one
- (2) two
- (3) three
- (4) four
- (5) five

# Mountains and plains



It is very cold on top of the high mountains. The mountains are covered with snow and ice. Nothing grows on them. No animals or birds live there. You cannot climb them, because they are too high. Below the mountain peaks there is rock.


Below this there is forest. The trees are very tall. It is dark and cool in the forest. There are butterflies and beautiful birds and animals. There are flowers. There are moss and dead leaves on the ground. Only trees and flowers grow in the forest.

Below the forest there are the plains. On the plains there are fields. In the fields we grow wheat and paddy and maize and bajra.

Through the plains run the rivers. Nothing grows in them. Fish live in them.

Copy this page into your exercise books.

## The old mosque



One day Mohan and Rahim went for a walk along the river. Govind came with them too. There was not much water in the river, and they walked across to the other side. They went along a path between some tall trees. Then they came to a small mosque. Next to the mosque there was a tank. They sat in the shade of the trees and watched a kingfisher diving into the water.

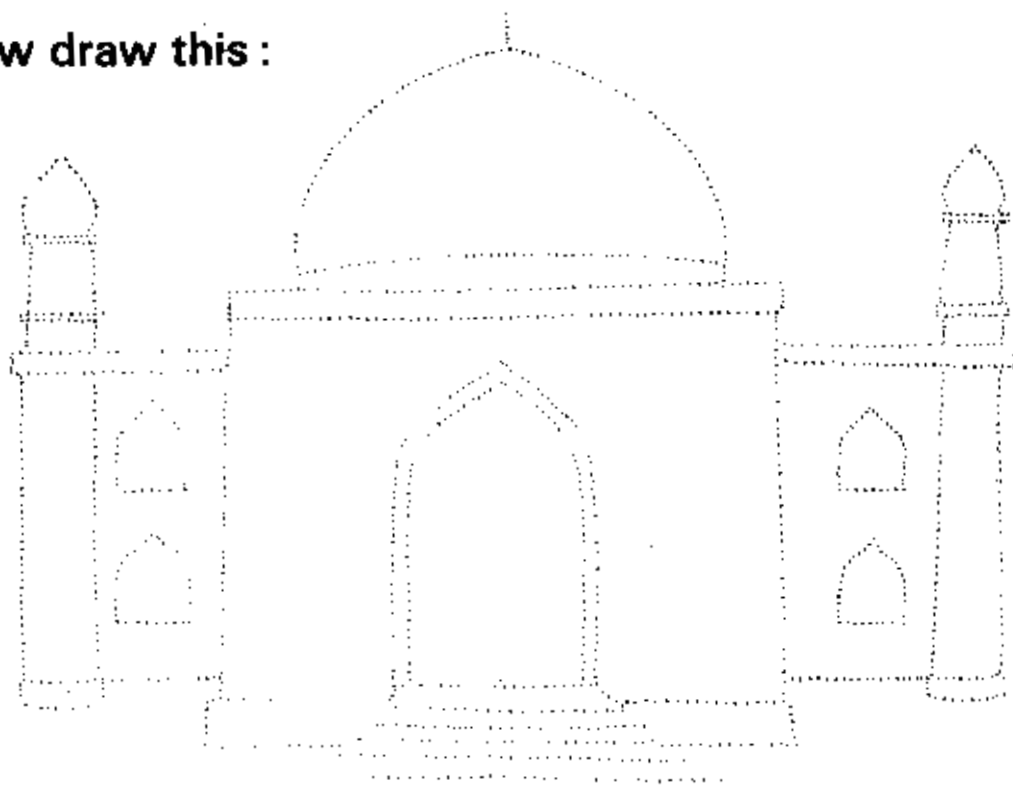
An old man came out of the mosque. He gave them some bananas and some water to drink. Then he sat down under the tree with the children and told them a story about days of long ago. In the evening they went home.

## Questions

Read page 43 again. Now copy these questions into your exercise books. Then write the answers.


1. Who went for a walk ?
2. How did they cross the river ?
3. Was the water in the river very deep ?
4. What did they find at the end of the path ?
5. What was the kingfisher doing ?
6. What did the old man give them ?
7. What did he tell them ?

Now draw this :



## Flowers and leaves and stones

Tomorrow when you come to school bring five flowers and five leaves and five small stones. Draw them in your exercise books. Ask your teacher the names of the flowers. Ask your teacher the names of the trees. Take all the leaves and flowers and stones to the playground. Ask your friends to bring their leaves and flowers and stones too. Put all the things in a circle and make a pattern, like this:



# Our friends

We help our friends.


Our friends help us.

Sandra cannot climb the rock.

Raghu helps her.

Raghu cannot do his homework.

Sandra helps him.



Write a list of people who helped you last week.  
Then write a list of people you helped.

These people helped me.	I helped these people.


These will help you

(friends in class ; my teacher ; my father ; brothers, sisters ; a man on the road; the boy in the house next door.)



## The shop

One day Mohan and Rahim and Govind went to the shop near their home.




They bought rice and dal and flour and sugar and tea.

On your way home today look at a shop. Tomorrow write the answers to these questions.

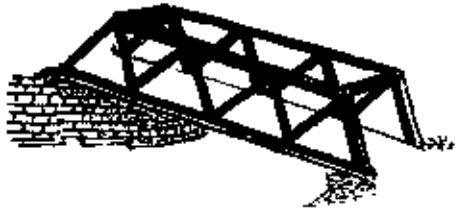
1. Is it big or small ?
2. What does it sell ?
3. How many people work in the shop ?
4. What is the building made of ?
5. How many sacks are there in the shop ?
6. What is the shopkeeper's name ?
7. Has he any children ?
8. Do they go to your school ?

## The church



One day Sandra and Usha went for a walk. They walked along the road across the bridge over the river and they came to a small church in a big garden. They went in and looked round. It was dark and cool and very quiet. There were paintings on the wall. Suddenly they heard a big bell in the church tower ringing. 'It's time to go home,' said Sandra and they both went home.


# Bridges



an iron bridge



a big bridge




a bamboo bridge



a wooden bridge

Draw four rivers in your book. Put a bridge over each river. Put trees and rocks, like this :



# Planting times

Ask your father or your teacher to help you to answer these questions :

1. Mohan sows paddy in .....

It grows in ..... months.



2. Mohan sows maize in .....

It grows in ..... months.



3. Mohan sows bajra in .....

It grows in ..... months.



4. Mohan sows wheat in .....

It grows in ..... months.



**These words will help you :**


January February March

April May June

July August September

October November December


## Republic Day



One day Usha's father took Usha and Sandra to Delhi. It was in January and Delhi was very cold. On the 26th of January Usha's father took them to see the Republic Day parade. They watched the horses and the procession and the soldiers and the children and the decorated cars.

On the 26th of January 1950 India became a republic and every year on that day we remember this great occasion.

# The carpenter



This is Ramji. He is a carpenter. He makes things out of wood.

Here are his tools :

a hammer

.....




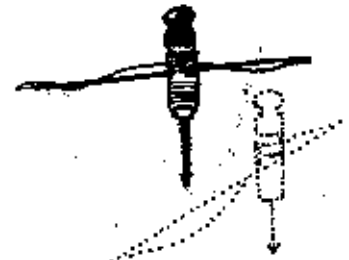
a saw

.....



a plane

.....



What does he make ?

Write five sentences like this :

1. Ramji makes doors.

2. Ramji .....

# My fingers


I feel with my fingers.




.....  
I can feel a blanket.




.....  
It is soft.



.....  
I can feel a plate.




.....  
It is smooth.



.....  
I can feel a knife.



.....  
It is sharp.



.....  
I can feel a snake. It is cold and **SLIPPERY!**



# The Tailor

This is Samir.

He is a tailor.


He makes clothes.

He uses a  
sewing-machine.



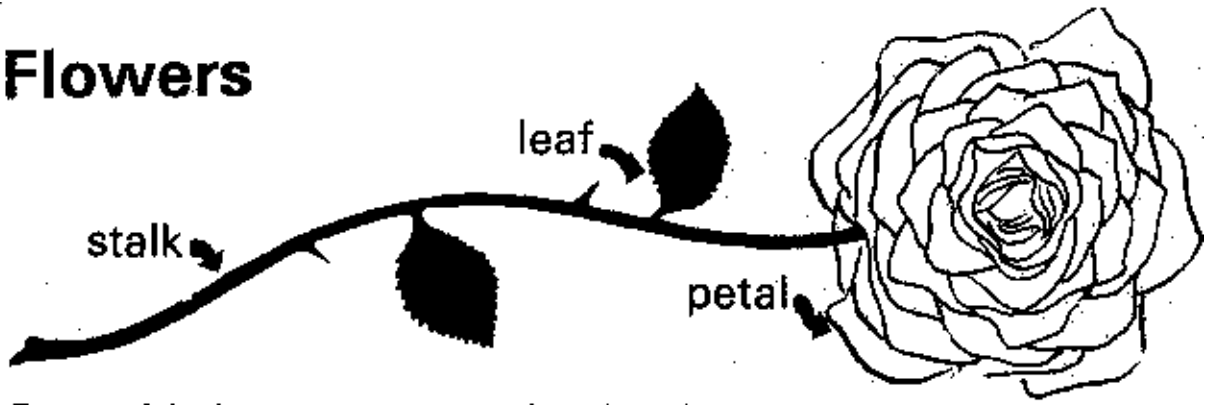
Which of the following things does he make ?

Write a list of them in your exercise books.



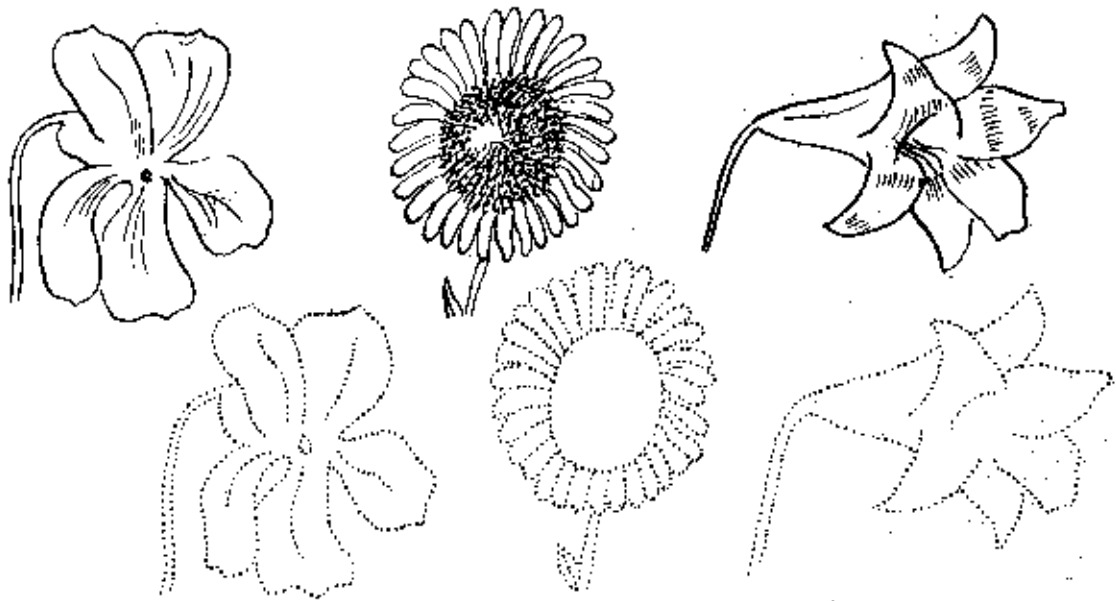


# Flowers



Copy this into your exercise book.

Copy the following :



Ask your teacher to tell you what these flowers look

like :      Balsam      Poppy      Rose      Marigold  
            Zinnia      Aster      Dahlia

Some trees have beautiful flowers too.

How many do you know ?

# Cooking

Usha's mother is cooking. She is cooking the dinner for her family. Usha's father works in a factory. Her brother goes to school. Soon they will come home from their work and they will all have their dinner together.



Answer these questions :

1. Who cooks the food in your house ?
2. Write here ten things you eat at home :

- |         |          |
|---------|----------|
| 1. .... | 6. ....  |
| 2. .... | 7. ....  |
| 3. .... | 8. ....  |
| 4. .... | 9. ....  |
| 5. .... | 10. .... |


3. Who buys your food ?
4. Do you help your mother ?

## The weaver


This is Moti.  
He is a weaver.  
He makes cloth.  
He makes beautiful coloured  
blankets. He works very hard.



Make a bamboo mat.  
Take twenty very thin strips of bamboo, like this :



Make  
a  
mat  
like  
this :




Colour half the strips blue.


# Diwali



What is happening in the picture? Why are the children dancing? They are dancing because it is Diwali. There are lights in all the houses and the children are lighting crackers.



Make some Diwali lamps. Take some mud and make a small bowl like this.




Then let it dry in the sun.

# The doctor

This is Doctor Mudayil. He works in the hospital. He helps the sick people in the hospital. He gives them medicines and makes them well.

The nurse helps him. Her name is Miss D'Souza.



Answer these questions :

1. Where does a doctor work ?
2. Who does he help ?
3. Who helps him ?
4. Were you ill last month ?
5. Who helped you ?
6. If your mother is sick do you help her ?



# The market



One day Mohan and Rahim and Govind went to a small town called Rajgarh. It was market day in Rajgarh. The shops were full of beautiful cloth and food and many other things. Here are some of the things they saw.



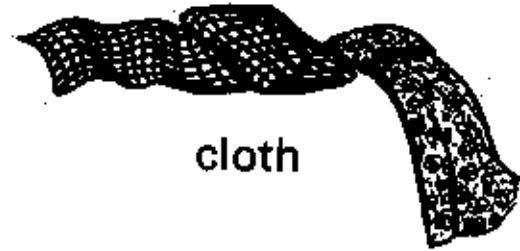
blankets



bags



vegetables



cloth



pots



bangles

# At the market



Read page 60 again.

Make a list of things to buy in the market, like this :

1. I shall buy a ..... for my father.
2. I shall buy a ..... for my mother.
3. I shall buy a ..... for my sister.
4. I shall buy a ..... for my brother.
5. I shall buy a ..... for my friend.

.....

Help

a blanket : a knife : a doll : a new sari : a new blouse :  
a shirt : a bag : a bag of sweets : a hat : a shawl :  
a cooking pot



# The months

Make a list of the months (look at page 50).

By the side of each month write :

something about the weather .

(very cold, warm, rainy)

something about the plants .

(paddy harvest, planting maize)

something about the holidays .

(Republic Day, Independence Day, Divali, Holi)

Like this :

January	Very cold. Dry.	Paddy harvest.	Pongal.
---------	--------------------	-------------------	---------

Ask your teacher to help you.



# Fruit



an apple

.....




a plum

.....



a guava

.....



a banana

.....



an orange

.....



a pear

.....

Make a list of pictures and words like the one above, about vegetables. Write their names and draw their pictures. Ask your teacher to help you.



The snow on the mountains  
The paddy so green  
The roads with their shade trees,  
The quiet country scene  
The ghats and the cities  
The towns and the plains  
The birds and the forests  
The earth when it rains  
My friends in the village  
My parents at home  
My country is India  
And I'll never roam.

David Horsburgh