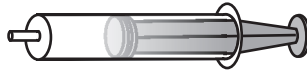


## BOYLE'S BALLOON

BALLOON



NEW 50-ML  
PLASTIC SYRINGE

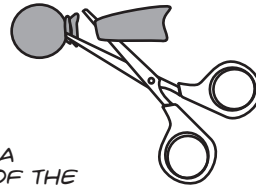
SCISSORS



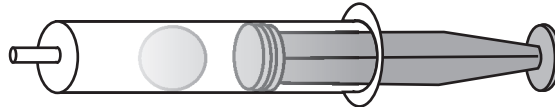
1 BLOW A SMALL  
BABY BALLOON.



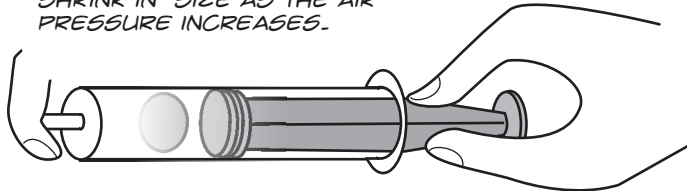
2 TRIM THE EXTRA RUBBER.



3 PLACE THIS BABY BALLOON INSIDE A  
SYRINGE BARREL. NOTE THE SIZE OF THE  
BALLOON BULB UNDER NORMAL PRESSURE.



4 SHUT THE OUTLET OF THE SYRINGE WITH YOUR FINGERTIP  
AND PUSH THE PISTON IN. THE BABY BALLOON WILL  
SHRINK IN SIZE AS THE AIR  
PRESSURE INCREASES.



5 SLOWLY PULL OUT THE PISTON.  
WITH DECREASE IN AIR PRESSURE  
THE BALLOON WILL INCREASE IN SIZE.

