

BRUSH IN RUSH.....

6-CM OF USED TOOTHBRUSH



1.5-VOLT PENCIL CELL

CELL PHONE VIBRATOR MOTOR (SOLDERED TO FLEXI-WIRE)



RUBBER BANDS

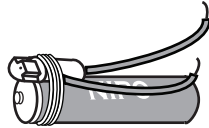


TAPE

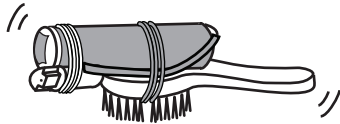


CARD ANIMAL HEAD

- 1 AFFIX VIBRATOR MOTOR TIGHTLY TO BATTERY WITH A RUBBER BAND.
- 2 FIX MOTOR-VIBRATOR ASSEMBLY ON THE TOOTHBRUSH WITH A RUBBER BAND.




- 3 TAPE WIRE ENDS TO BATTERY TERMINALS.



THE BRUSH WILL START VIBRATING, AND THE ANIMAL WILL E!

- 4 FIX A CARD HEAD TO MAKE IT LOOK LIKE AN ANIMAL.



IF YOU PLACE IT ON A PLATE--- IT WILL GO ROUND AND ROUND