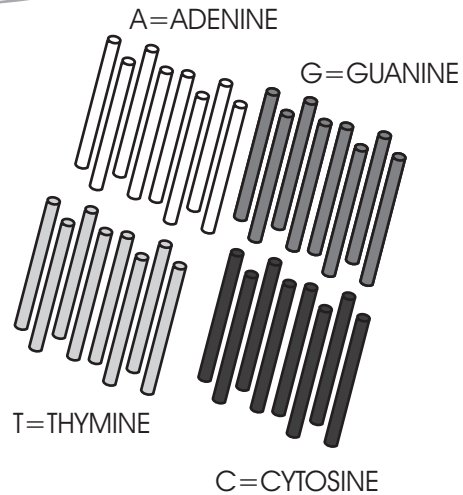
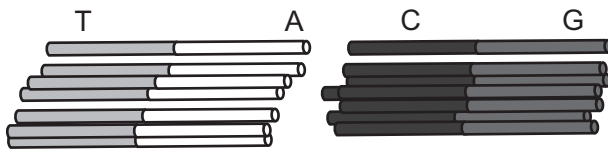


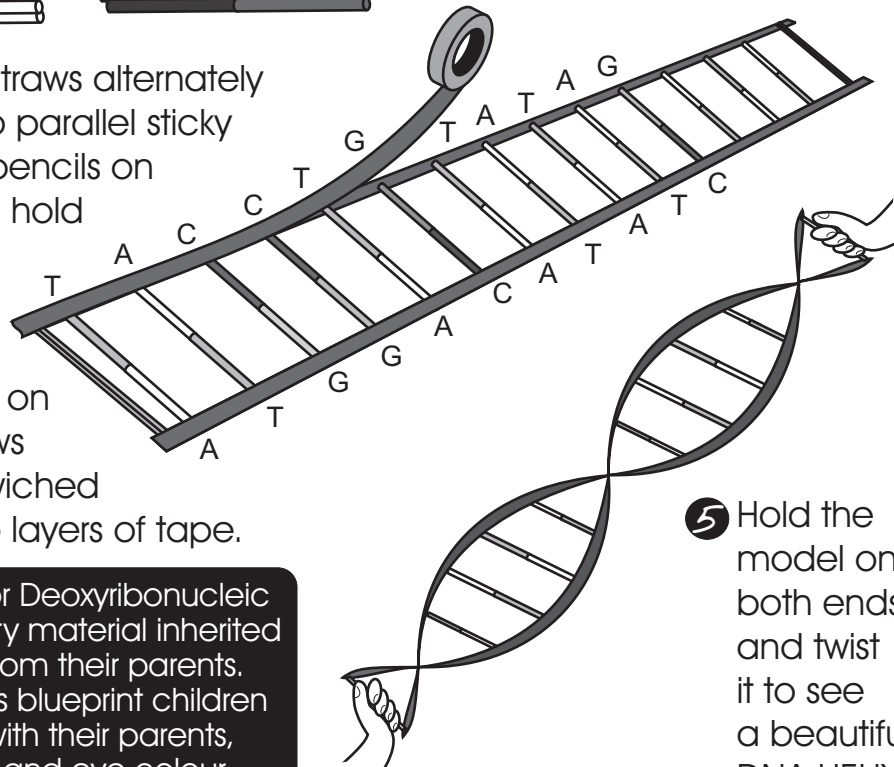
1 Cut 6 cm long pieces from colour straws.



2 Tape straws of two different colours.



3 Stick colour straws alternately between two parallel sticky tapes. Stick pencils on both ends to hold the model.



4 Stick another layer of tape on top. The straws will be sandwiched between two layers of tape.

DNA, a short for Deoxyribonucleic Acid, is hereditary material inherited by children from their parents. Because of this blueprint children share traits with their parents, such as skin and eye colour.

5 Hold the model on both ends and twist it to see a beautiful DNA HELIX.