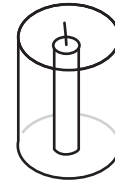
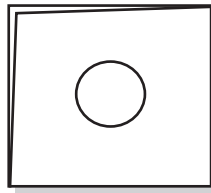

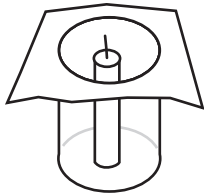


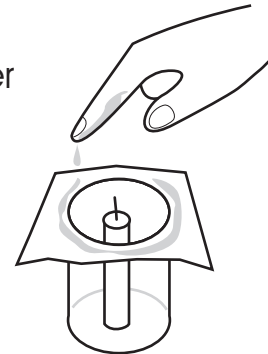
- 1 Fold the toilet paper in four layers.
- 2 Cut a 4 cm diameter hole in its centre.
- 3 Fix a candle in one glass.



- 4 Place paper layers on the top of this glass.




- 5 Wet the toilet paper around the rim.



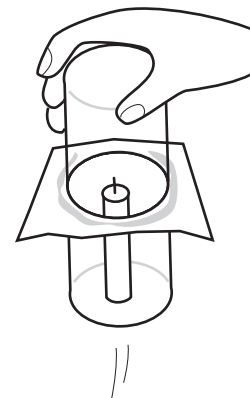
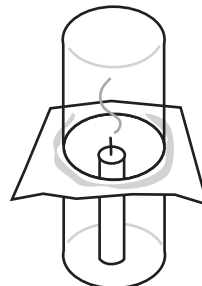
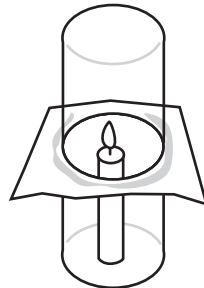
- 6 Light the candle.



- 7 Wet the rim of the other glass...



- 8 ... and invert it on the first glass. Wait until the candle extinguishes.



Hot air on cooling, contracts and creates a vacuum between the two glasses. The glasses stick and can be lifted together.

- 9 On lifting the top glass, the lower glass will also be raised.