Heart Fan

Scissors

Glue

Cardboard Square
(5-cm)

Wooden Stick

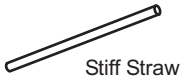
Stiff Straw
(10-cm)

Colour Papers

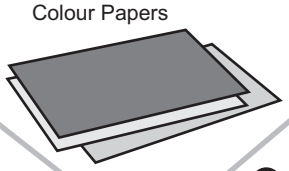

1 Fold a piece of colour paper 8-cm x 10-cm in half and draw a half-heart.

2 Cut along the outline. Open the paper to see a full heart.

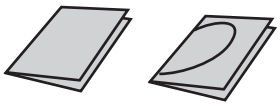

3 Make four such paper hearts.



4 Stick only half part of the hearts on a cardboard square. The other halves should stand up like fan blades.

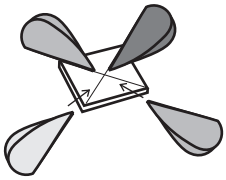

5 Make a hole in the center of the cardboard. Push in a stick through it.

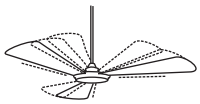

6 Place the stick in a stiff straw and hold it under a ceiling fan to make it spin fast!



Air from the ceiling fan strikes the vanes and spins the fan.