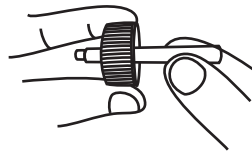
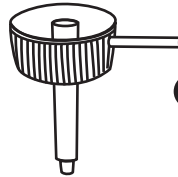


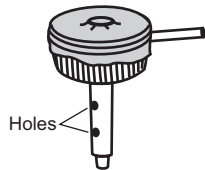
1 Make a 8-mm hole in the bottle lid with a scissors. Press fit a 8-cm long old sketch pen piece in the hole.



2 Make another small hole in the rim of the lid. Press fit a 5-cm long ball pen refill in this hole.



3 Stretch a torn balloon on the lid. Place rubber bands to keep it stretched.



4 Push the sketch pen so that it just touches the balloon. On blowing through the refill you will hear a sound. Open and close the holes to hear different musical notes.



On blowing, the stretched balloon vibrates producing melodious notes.