


**1** Make a hole in the bottle lid with the scissors and press fit a flexi-pipe in the lid.




**2** Make a hole near the bottle base.

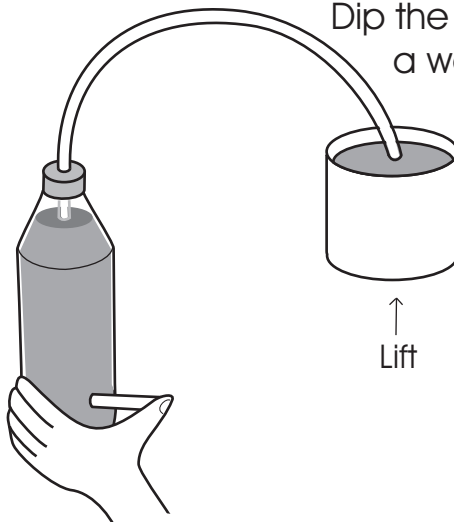


**3** Press fit a 5 cm stiff straw in the hole. Seal the joint with rubber glue.

**4** Close straw end and fill the bottle with water.



**5** Screw lid with pipe on bottle. Dip the loose end of the tube in a water jar.



This is a novel way of making a simple siphon.

**6** Raise the jar and open the end of the stiff straw. Colour water will be sucked up from the jar through the flexi-pipe. Slowly, all the water will be drained out.

