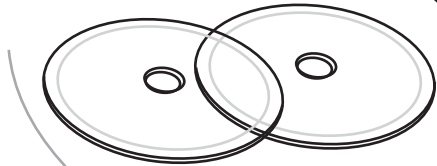


Secret Script

Old Transparent CDs



α ο ς
υ ω ς

Marble



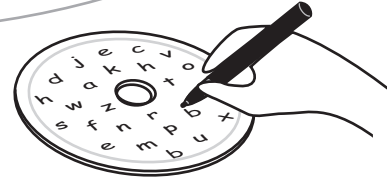
Rubber Glue



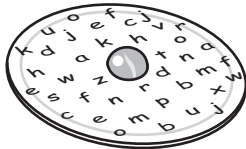

OHP Marker



- 1 Write alphabets in any random order with a marker on a transparent CD.




- 2 Apply rubber glue along the edge of the CD hole.




- 3 Stick a marble in the CD hole. A little part of the marble will pop out and form the pivot for spinning.

- 4 Write a secret message SCIENCE IS FUN on the second CD.



- 5 Place the marble of the first CD in the hole of the second CD. The message will be hidden.

Behind the spinning blades of a ceiling fan you can see the stationary ceiling. Similarly, the stationary message becomes visible once the top CD spins.



- 6 On spinning the top CD, the secret message on the base CD will magically appear!

