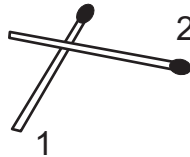


Stick Transmission

Matchbox

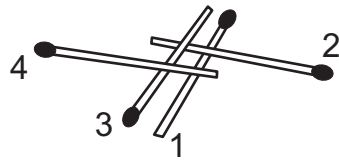
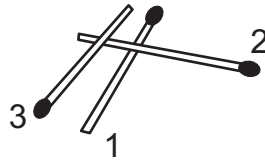


1 Arrange matchsticks as shown.



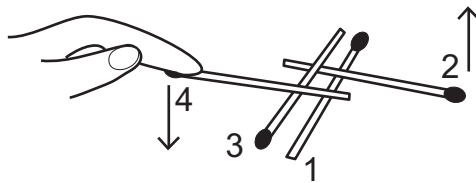
2 Place 2 across 1.

3 Place 3 across 2.



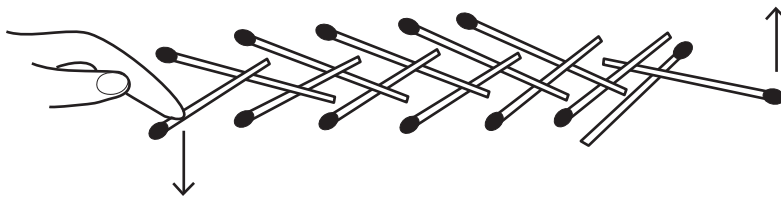
4 Place 4 across 3 and 1.

5 Now, repeatedly press and release matchstick 4.



This will make matchstick 2 lift and fall.

6 Increase the length of the chain by placing more sticks in a similar manner. On pressing the last matchstick, the first matchstick will lift.



In this chain of matchsticks each one is linked to the other. On pressing the last matchstick force will be transmitted through a series of fulcrums and the first stick will lift.