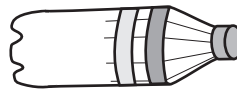
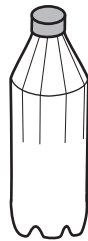
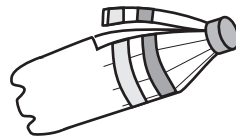



1 Draw 12 lines (6 sectors) on the bottle, half way along its height.



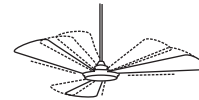
2 Decorate the bottle with colour tapes.



3 Cut on the lines to make six petals.

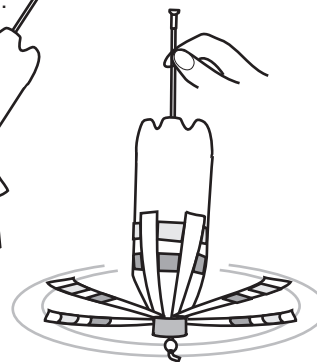
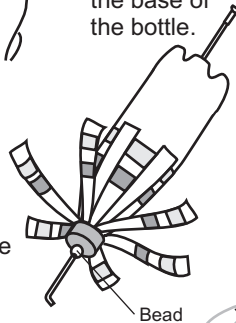


4 Lift the petals and twist them to make fan blades.



5 Make a hole in the lid and the base of the bottle.

6 Weave a cycle spoke through the holes. Assemble as shown. Hold bottle under the ceiling fan to make it spin.



As air strikes the twisted bottle blades it spins the bottle.