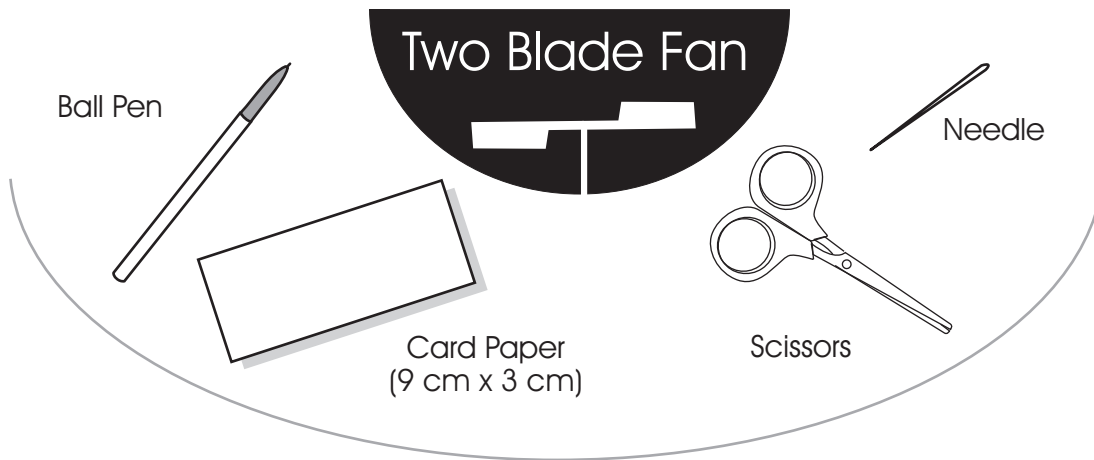



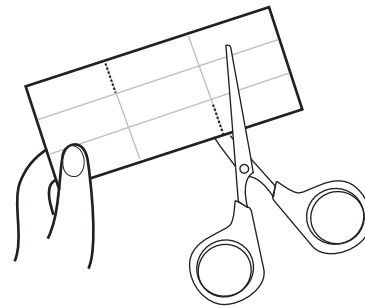
# Two Blade Fan



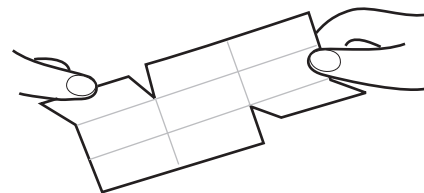
1 Mark nine equal parts on the card paper as shown.




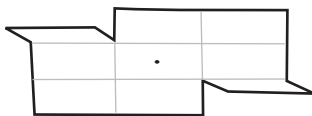
2 Cut along the two dotted lines.




3 Bend flaps in opposite directions to make blades.



4 Make a small hole in the center.



5 Place a pen tip in the fan hole and hold it under a ceiling fan. This will make the fan spin!



Air will strike the fan blades and this will spin it at a very fast speed!