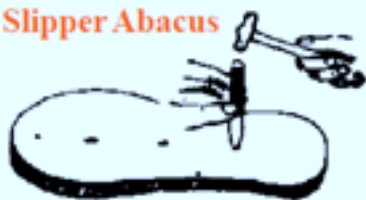
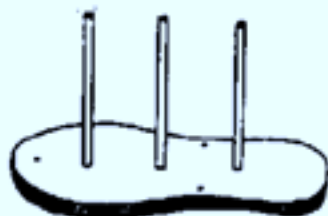


PLACE VALUE / DECIMAL POINT

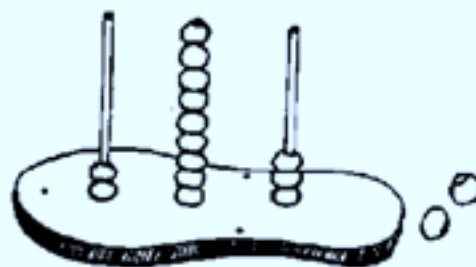
Slipper Abacus



1. Take an old rubber slipper. Make three 7-8 mm diameter holes on its midline using a shoemaker's punch.



2. Insert / press fit a pencil / reed in these holes. The height of the pencil should be only 9 beads high.




3. This simple abacus can be used to show place value. The number 293 is denoted on it.


Rubber Abacus



1. Cut a 5 cm x 10 cm piece from an old hawai chappal.



2. Mark out 3 columns and 9 rows of dots on it. Punch holes on the dots using a 2mm shoemaker's punch.



3. Using matchsticks you can depict any score from 0 to 999 on this counter. The score right now is 159.