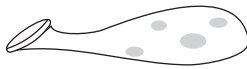


BALLOON CENTRIFUGE

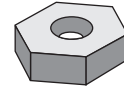
YOU NEED



Transparent Balloon

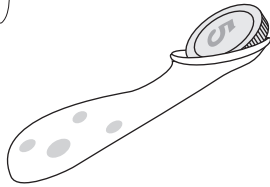


Coin



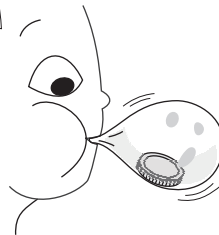
Nut

1




Take a transparent balloon and place a coin in it.

2



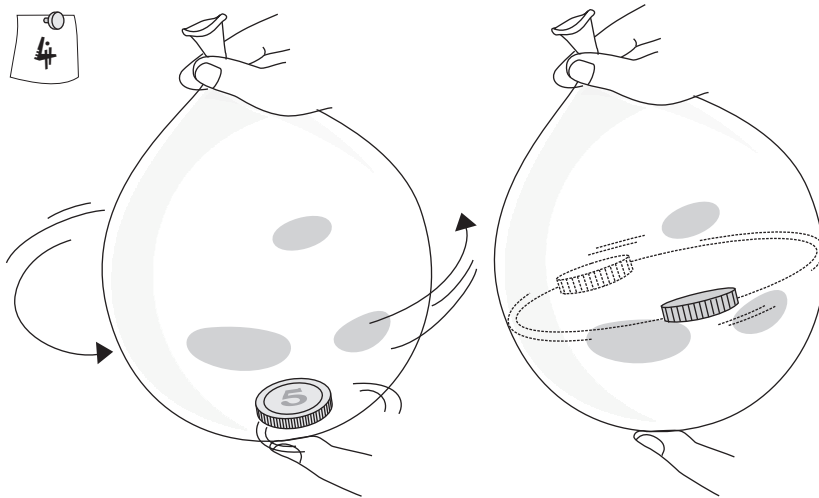
Inflate the balloon.

3



Close the mouth of the balloon with your hand.

4



Give the balloon circular motion and make the coin spin. The coin will spin smoothly around in circles - like a motor cycle in a circus cage.

5

Replace coin with a hex-nut. The spinning nut will make a roaring sound! The coin and nut rotate inside the balloon because of Centrifugal Force.

