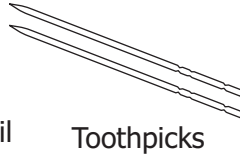

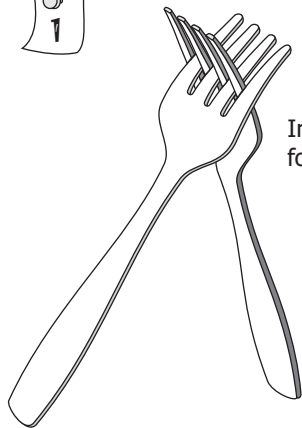


# BALANCING FORKS

## YOU NEED

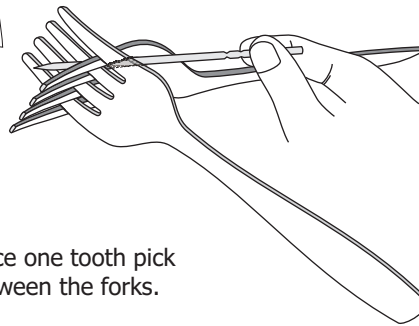


1



Interlock two  
forks tightly.

2



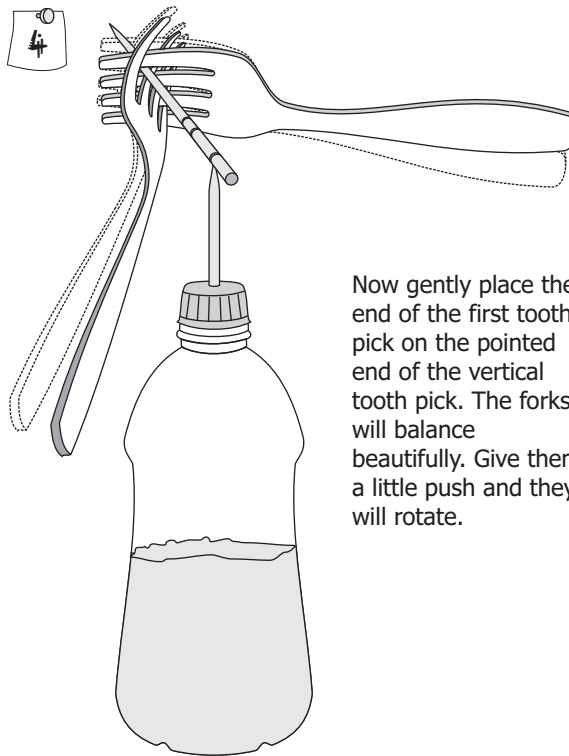
Place one tooth pick  
between the forks.

3



Poke a hole in a bottle lid and fix a  
tooth pick. Glue the tooth pick.

4



Now gently place the  
end of the first tooth  
pick on the pointed  
end of the vertical  
tooth pick. The forks  
will balance  
beautifully. Give them  
a little push and they  
will rotate.