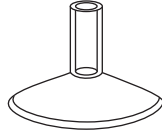


# JUMPING BUG

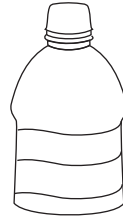
## YOU NEED



Card Bug



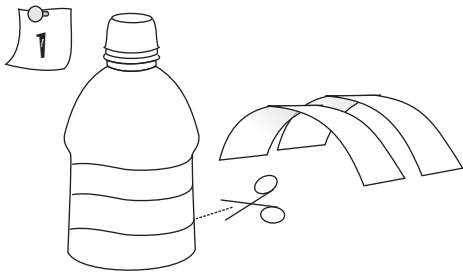
Suction cup



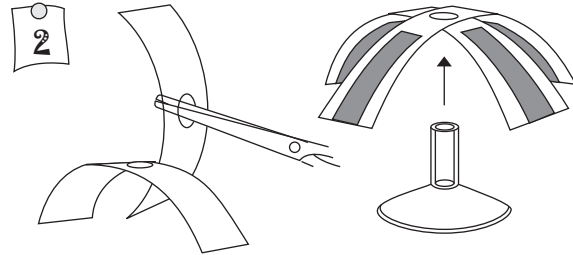
Old Bottle



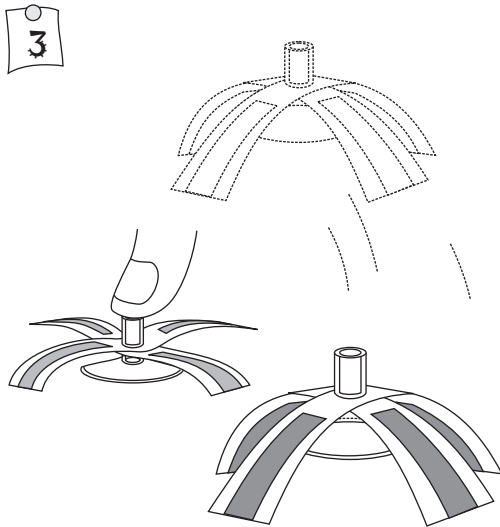
Scissors




1  
Cut a 1-cm wide ring from an old plastic bottle.



2  
Cut in two halves and make holes in the center. Insert a small suction cup in the holes to make the Bug.



3  
Place Bug on the table. Then press the suction cup down and leave. The Bug will flatten and then jump up. The legs act like a spring.



4  
Draw a card Bug and place it on top. Now press to make it jump and then catch it.