
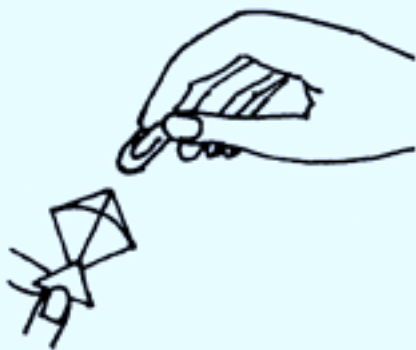


FLYING KITE



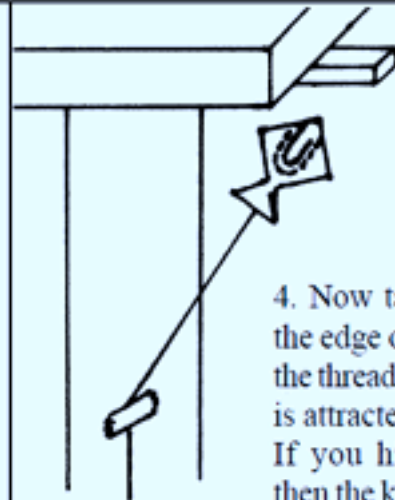
1. Turn a glass upside down and place it on a table. Tape a bar magnet on the top of the glass. The magnet should extend 3-cm over the edge of the glass. Take 20-cm of thread. Tie one end to a paper clip. Stick the clip to the magnet. Then lightly pull it down so that there is a gap between the clip and the magnet. Now tape the thread to the table so the clip keeps hanging and is still attracted to the magnet.



2. Alternately, make a small kite from card sheet. Insert a paper clip in the kite.



3. Attach a length of sewing thread to the kite-clip assembly.



4. Now tape a magnet to the edge of the table. Tape the thread such that the kite is attracted to the magnet. If you hide the magnet then the kite will appear to be flying in the air.