
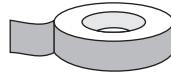


# SQUEEZE PUMP

## YOU NEED



Old Bottle

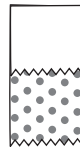
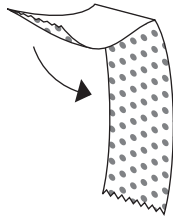
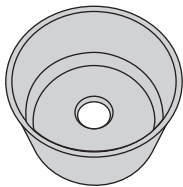


Cello Tape



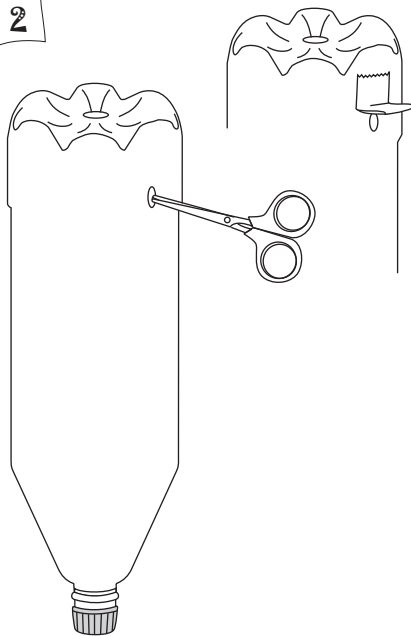
Scissors

1



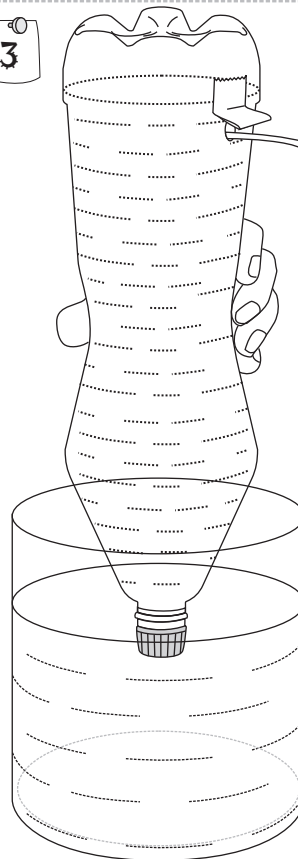
Make a hole in the bottle lid. Take 3-cm long tape. Stick 1-cm of the gluey side (with dots) on to itself. Stick the remaining gluey part in the lid to make a "flap" valve.

2



Make a hole in the bottle and stick another "flap" valve. Screw the lid with the valve.

3



Place the bottle in a large bowl of water. Then squeeze and release it several times. Soon the bottle will fill up with water and gush out of the hole.