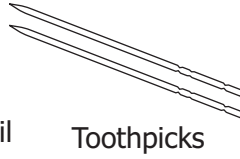
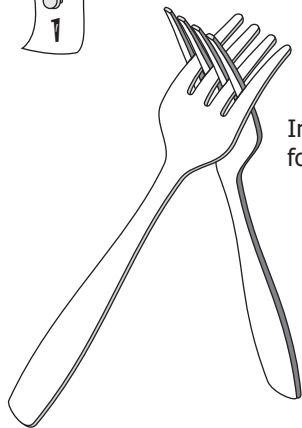


BALANCING FORKS

YOU NEED

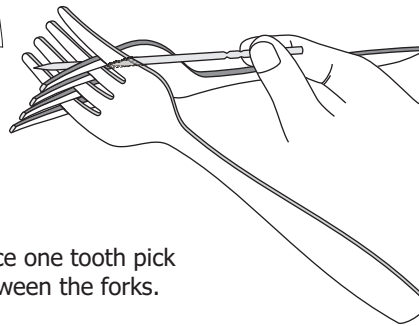


1



Interlock two
forks tightly.

2



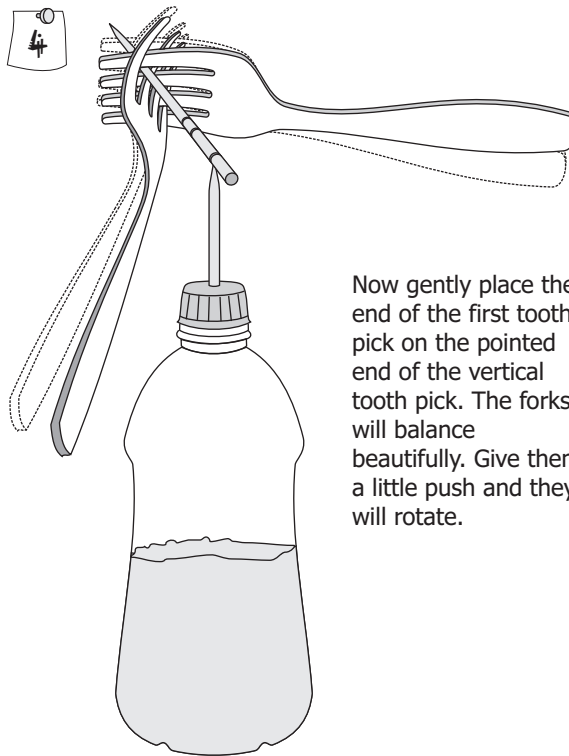
Place one tooth pick
between the forks.

3



Poke a hole in a bottle lid and fix a
tooth pick. Glue the tooth pick.

4



Now gently place the
end of the first tooth
pick on the pointed
end of the vertical
tooth pick. The forks
will balance
beautifully. Give them
a little push and they
will rotate.