

CD-HOVERCRAFT


YOU NEED



Old CD



Base rubber with hole



Sketch Pen



Needle



Rubber Band

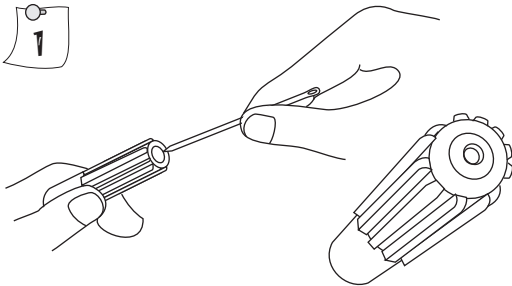


Balloon



Rubber Glue

1



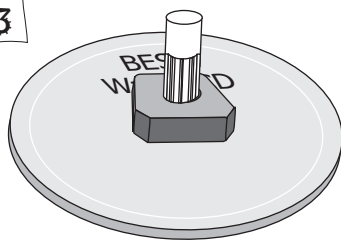
Make a hole in an old sketch pen lid with a long needle.

2




Stick a piece of rubber with a hole in the centre of an old CD.

3



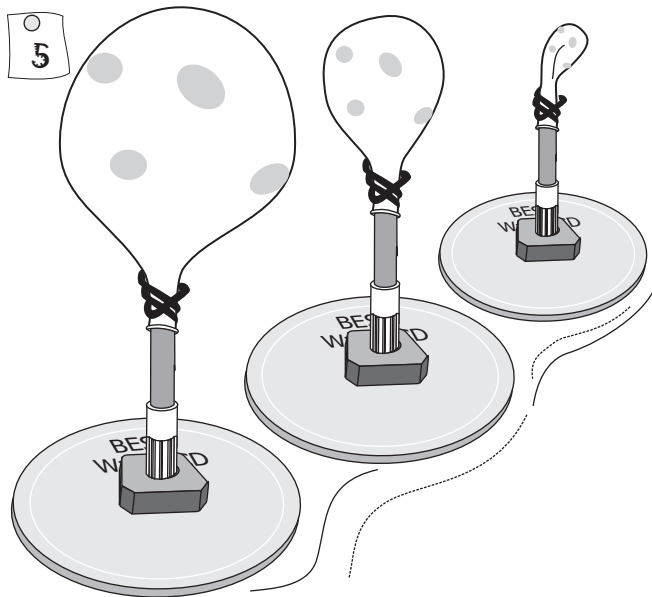
Press fit the pen lid in the rubber hole.

4



Fix a balloon with a rubber band to a 4-cm long sketch pen tube.

5



Inflate the balloon and place the sketch pen in its lid. Now place the CD on a smooth floor and give it a little push. The CD will glide on a cushion of air just like a Hovercraft.