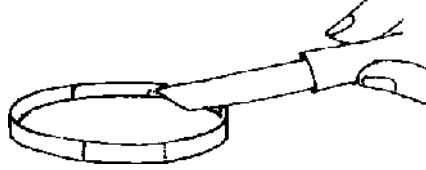


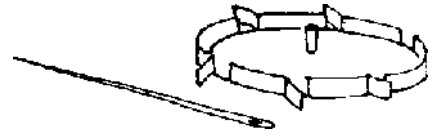
TURNING TURBINE



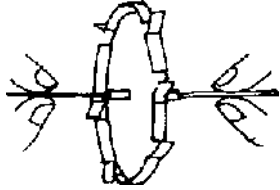
1 Take the plastic lid of a *Paan Masala* tin.




2. Mark out six equally spaced lines on its rim. Cut these lines and about 1-cm of the rim.



3. Offset the cut portions to make the blades of the turbine. Make a hole in the centre of the lid and press fit a 2-cm long piece of used ball pen refill in it.



4. Put a long needle inside the refill bush to complete the turbine.



5. Hold the turbine under a stream of water and see it spin.